

Market Trends

Property Type: SF + Condo/TH/Apt

March 2025

Market Type



Key Details

Months of Inventory	Sold to List Price %	Median Days in RPR	Median Sold Price
1.29	104.9%	19	\$653,064
↑ 17.27% MoM	↑ 1.92% MoM	↓ 34.48% MoM	↑ 6.19% MoM

Realtors Property Resource®, LLC

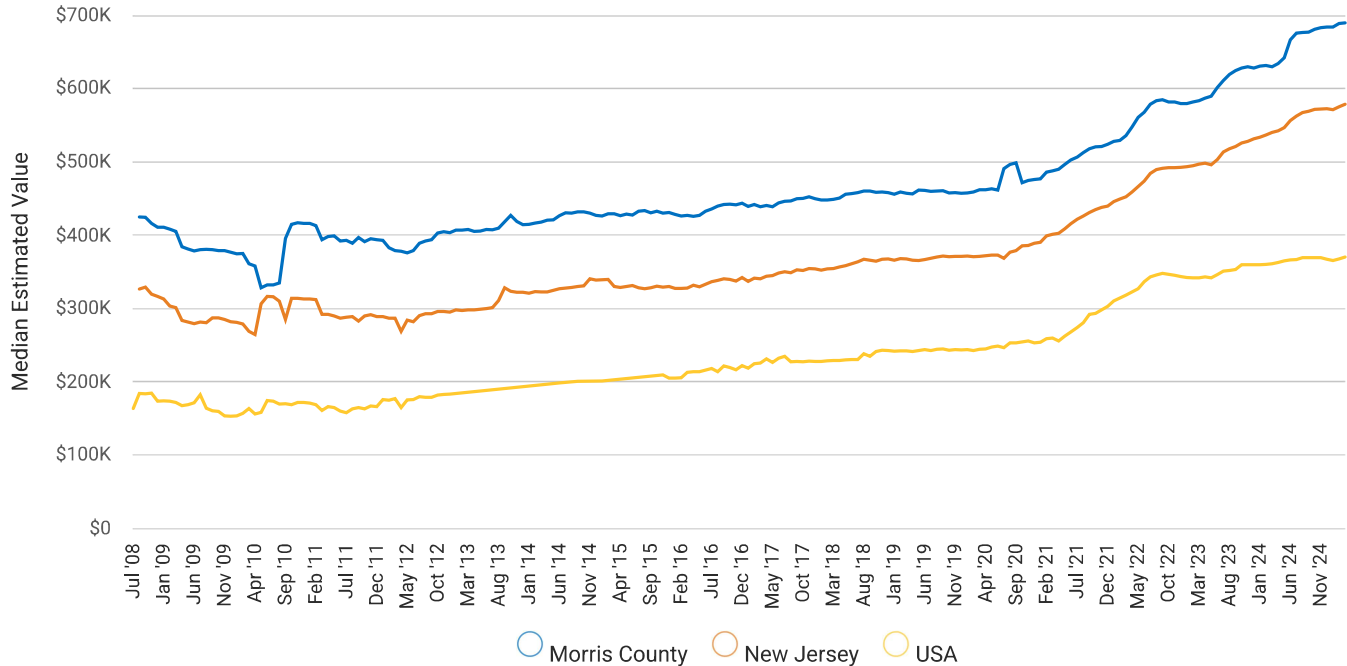
Source: Listings

Median Estimated Property Value

March 2025

Property Type: SF + Condo/TH/Apt

Median Estimated Value \$689,650	Last Month Change +0.2%	12 Month Change +9.5%
---------------------------------------------------	------------------------------------------	----------------------------------------



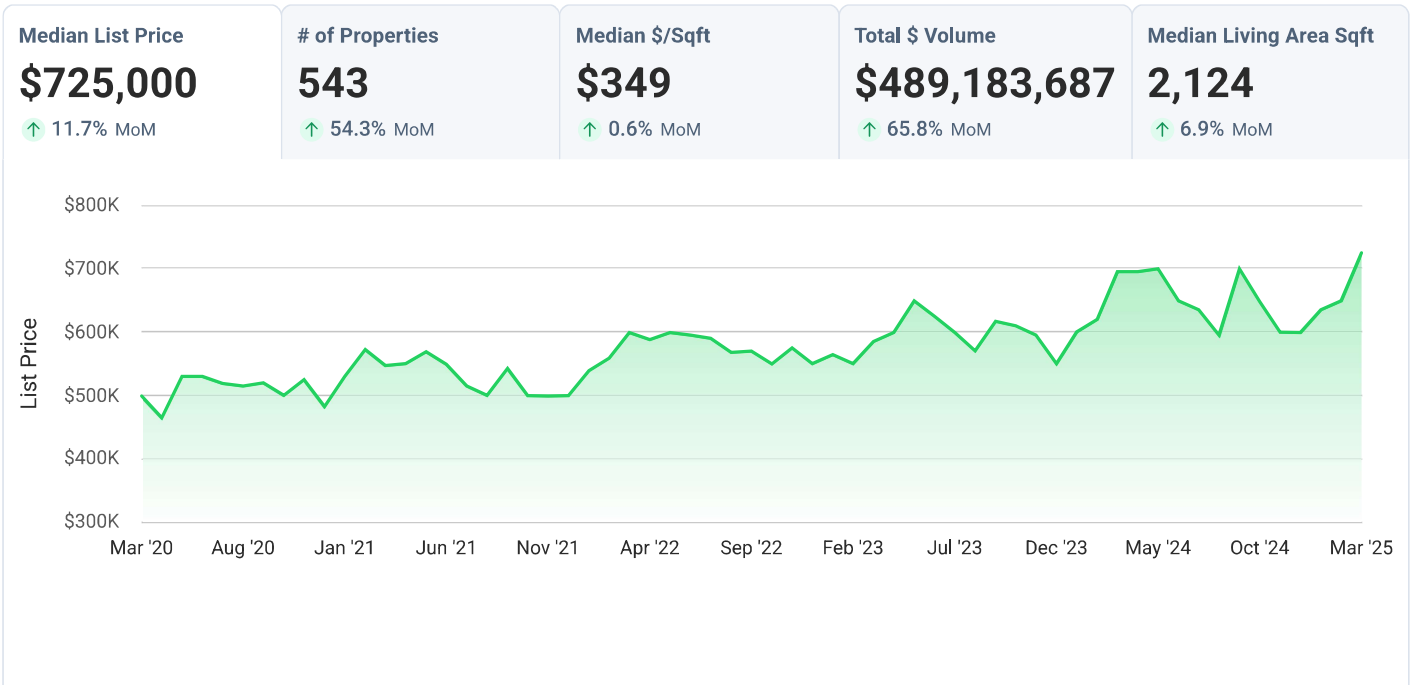
Realtors Property Resource®, LLC

Source: Public Records and Listings

New Listings

March 2025

Property Type: SF + Condo/TH/Apt



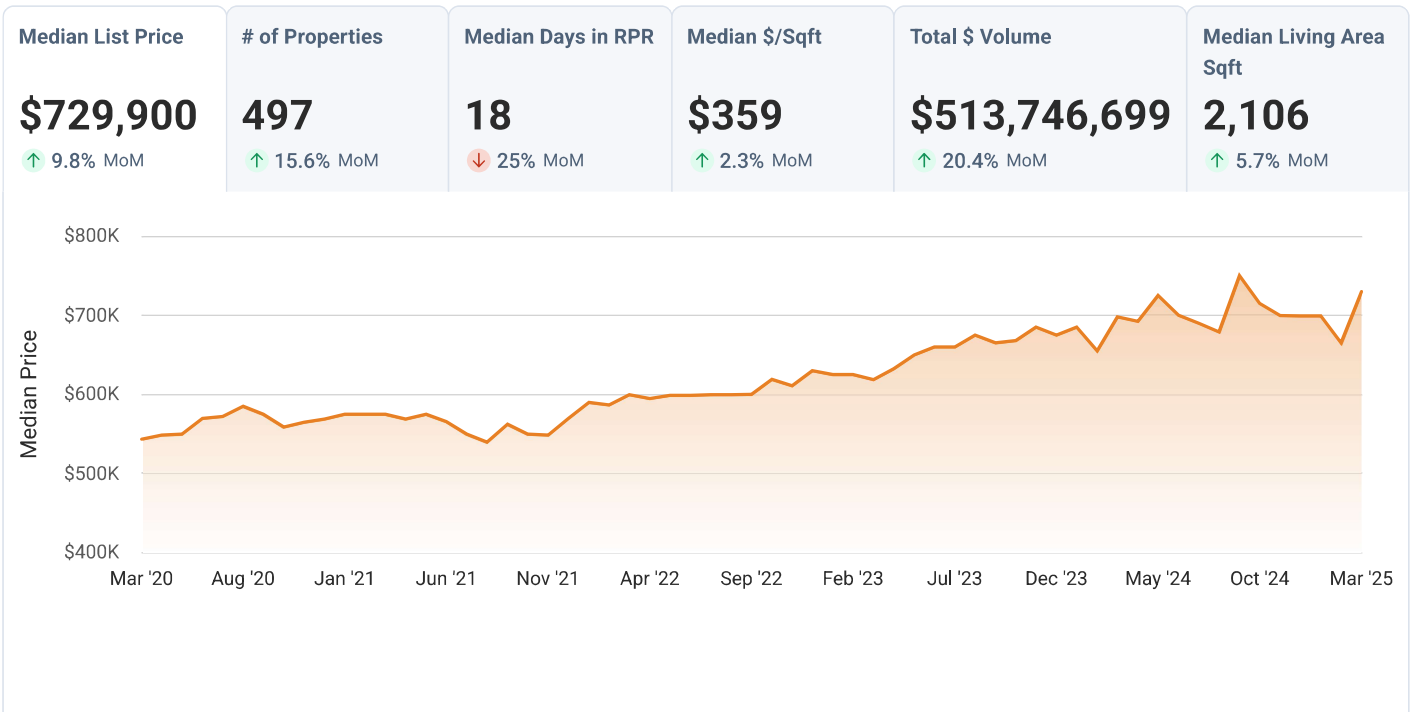
Realtors Property Resource®, LLC

Source: Listings

Active Listings

March 2025

Property Type: SF + Condo/TH/Apt



Realtors Property Resource®, LLC

Source: Listings

New Pending Listings

March 2025

Property Type: SF + Condo/TH/Apt



Realtors Property Resource®, LLC

Source: Listings

Pending Listings

March 2025

Property Type: SF + Condo/TH/Apt



Realtors Property Resource®, LLC

Source: Listings

Sold Listings

March 2025

Property Type: SF + Condo/TH/Apt



Realtors Property Resource®, LLC

Source: Listings

Months Supply of Inventory

March 2025

Property Type: SF + Condo/TH/Apt



Realtors Property Resource®, LLC

Source: Listings

Sold Public Records

March 2025

Property Type: SF + Condo/TH/Apt



Realtors Property Resource®, LLC

Source: Public Records



Copyright 2025 Realtors Property Resource® LLC. All Rights Reserved.
Information is not guaranteed. Equal Housing Opportunity.



4/28/2025